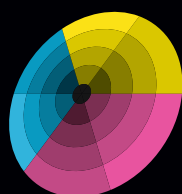




**PSO-CHECK  
ISO/PSO IMPLEMENTATION  
SOFTWARE**

**SELF IMPLEMENT THE ISO 12647-2 PRINT STANDARD IN YOUR  
WORKPLACE IN 3 EASY STEPS USING PSO-CHECK.**



**ColourProcess**  
Solutions for printing efficiency



## PSO-CHECK

### ISO/PSO IMPLEMENTATION SOFTWARE

Self implement the ISO 12647-2 print standard in your workplace in 3 easy steps using PSO-Check

#### KEY BENEFITS

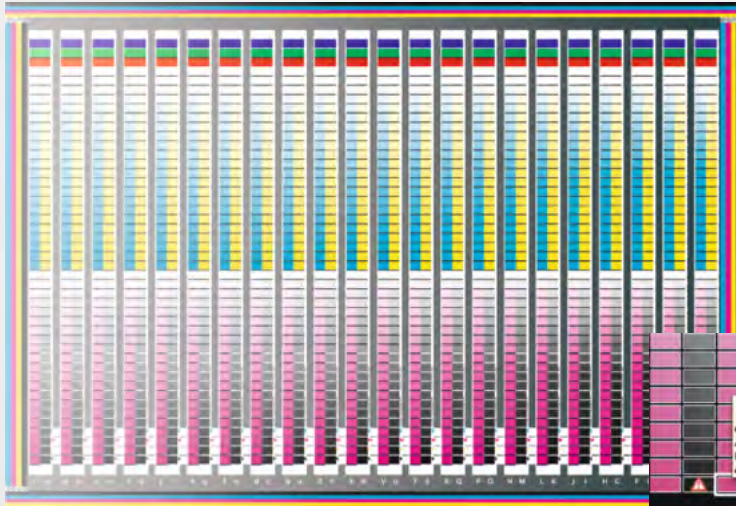
- Improve press efficiency up to 40%
- Control production targets
- Match “ ISOcoated-v2 “ from proof to print
- Streamline communication between sales teams, clients, production
- Compete globally
- Defend yourself against variable print charges
- Achieve the highest print quality possible

#### WHY USE PSO-CHECK?

Instead of investing in a new press improve the efficiency and quality reproduction of your current one. PSO implementation is easier than you may think, many as 45% of printers have the capacity to print to the ISO standard without realising it.

## STEP 1

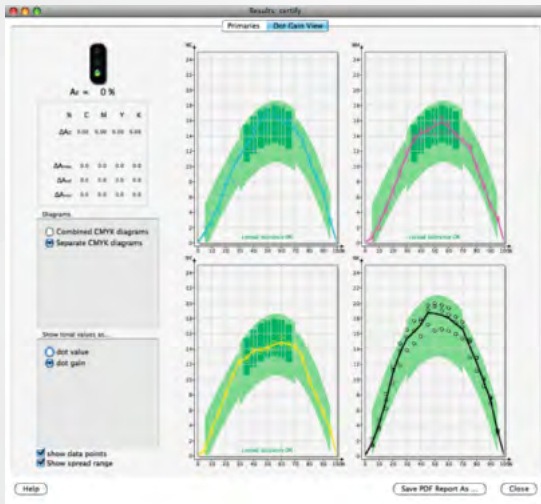
### LAB value evaluation of primary colours to the standard



PSO-Check will show the lowest possible values of DeltaE for each primary colour to the standard.

## STEP 2

### TVI/Dot Gain evaluation to the standard



**Evaluation**

3 Tolerances for Dot Value

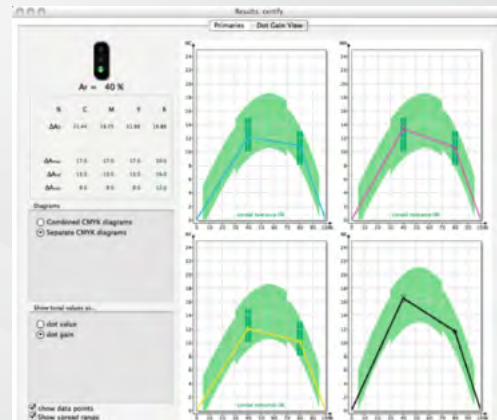
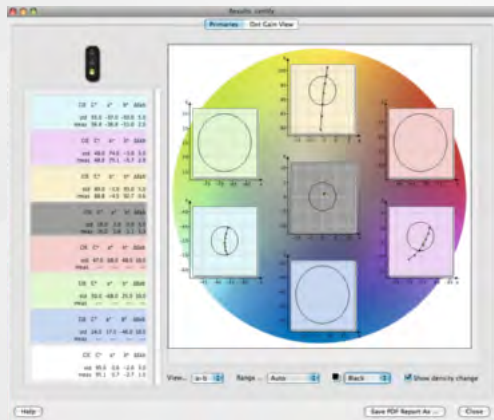
Dot %	Red(CMY)	Tr(CMY)	Cyan	Magenta	Yellow	M	Y	Br(B)	Black	E
0.0	0.0	3.0	0.00	0.00	0.00	0.0	0.0	0.0	0.00	
5.0	7.0	3.0	7.07	6.03	6.33	8.0	3.0	8.0	7.11	
10.0	14.0	3.0	13.61	11.23	11.58	15.0	3.0	15.0	14.43	
15.0	20.9	3.0	20.98	18.87	21.14	21.0	3.0	21.0	22.54	
20.0	27.6	3.0	28.25	26.35	28.47	27.0	3.0	27.0	31.00	
25.0	34.3	3.0	35.10	34.11	35.95	33.0	3.0	33.0	38.48	
30.0	40.7	4.0	41.99	41.87	42.70	40.0	4.0	40.0	44.96	
35.0	47.0	4.0	48.02	48.62	48.66	46.0	4.0	46.0	51.23	
40.0	53.0	4.0	53.47	53.54	53.20	52.0	4.0	52.0	56.36	
45.0	58.8	4.0	61.64	60.12	59.41	61.0	4.0	61.0	61.42	
50.0	64.3	4.0	66.81	63.09	63.24	67.0	4.0	67.0	66.40	
55.0	69.6	4.0	71.96	71.13	70.01	72.0	4.0	72.0	72.94	
60.0	74.5	4.0	76.26	75.25	73.11	76.0	4.0	76.0	78.08	
65.0	79.1	4.0	80.38	79.31	80.15	80.0	4.0	80.0	83.72	
70.0	83.4	5.0	83.75	83.40	81.40	84.0	3.0	84.0	88.06	
75.0	87.3	5.0	88.20	87.34	87.98	88.4	3.0	88.4	93.65	
80.0	90.7	5.0	90.76	90.00	89.34	91.5	3.0	91.5	97.65	
85.0	93.7	5.0	93.56	92.33	91.61	94.3	3.0	94.3	101.55	
90.0	96.3	5.0	96.21	94.61	96.19	96.6	3.0	96.6	105.98	
95.0	98.4	5.0	98.09	98.29	98.86	98.5	3.0	98.5	108.41	
100.0	100.0	5.0	100.00	100.00	100.00	100.0	3.0	100.00		

Faded grey reference values are interpolated, bold values exceed tolerance

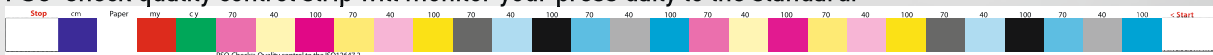
PSO-Check will show the spread tolerance and the dot gain curve to the standard and will calculate the correct compensation curve for the CtP.

## STEP 3

### PSO quality control to the standard



PSO-Check quality control strip will monitor your press daily to the standard.



## COLOURPROCESS EXPERTISE AND TRAINING

The PSO-Check package includes a 2 day training seminar for two people from your workplace.

The PSO-Check training explains everything in a simple step by step manner:

- Installing the software
- Using the software to reach ISO standards
- Maintaining the ISO standard

ColourProcess offers the best expertise available in Australia.

Director Yves Roussange has over 25 years experience in the printing industry and is an internationally recognised expert. As well as having over 7 years experience with the ISO 12647-2 print standard, Yves was the creator of the French proofing specification SICOGIF in 2004.

## PSO-CHECK PACKAGE

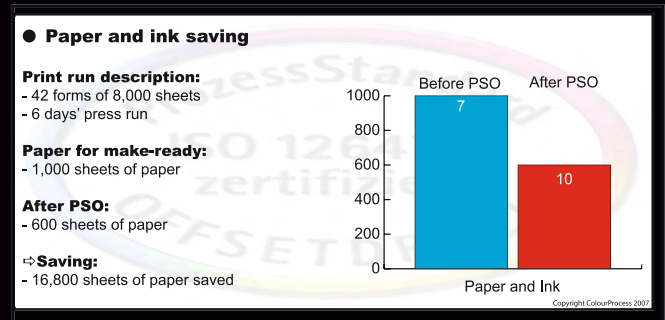
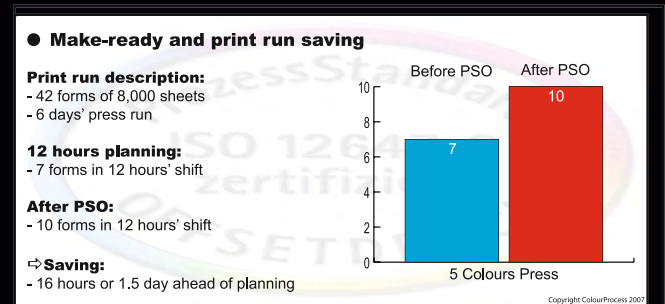
- 2 Day training seminar for two staff members with all materials provided
- Training documentation
- PSO-Check software package
- Implementation material
- Certificate of the PSO-Check process evaluation

## WHO SHOULD PARTICIPATE IN THE SEMINARS

- Print manager
- Pre-press manager
- Press operator
- Pre-press operator

All staff members who will drive the project.

## SAVINGS



These graphs demonstrate the areas in which significant cost savings will be made.

- The print shop will recover the consulting costs to implement PSO in four months
- Total savings per press over the period of a year can add up to half a million dollars



**ColourProcess**  
Solutions for printing efficiency

Level 3, Suite 10, Buckingham St, Surry Hills NSW 2010  
PH +61 2 9698 0043 Fax +61 2 9690 1426  
Email: [psocheck@colourprocess.com.au](mailto:psocheck@colourprocess.com.au)  
[www.colourprocess.com.au](http://www.colourprocess.com.au)